


Glaszuschnittformen

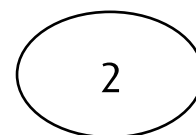
Die angegebenen Formen sind umsetzbar für:

- Strukturglas
- Einfachglas
- Sicherheitsglas

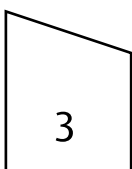
jeweils mit gesäumten, geschliffenen oder polierten Kanten, mit oder ohne Lochbohrungen.



Kreis



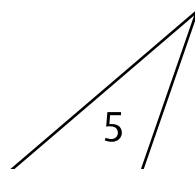
Oval



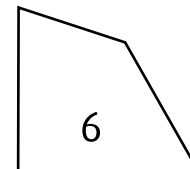
1 schräge Kante



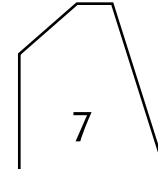
Vieleck



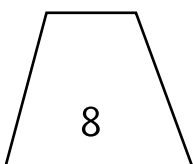
Dreieck



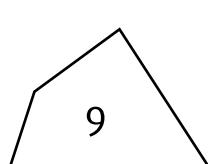
Vieleck



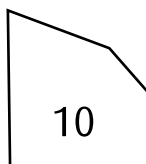
Vieleck



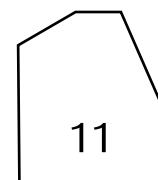
Trapez



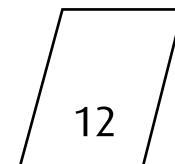
Vieleck



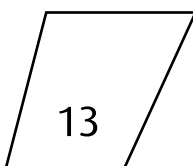
Vieleck



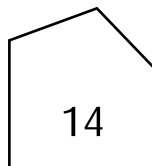
Vieleck



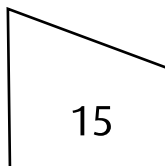
Parallelogramm



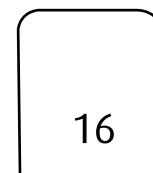
Rhombus




Vieleck



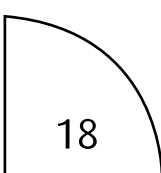
Segmentbogen



Rundecke
2 Rundecken



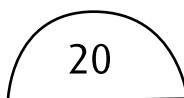
3 Rundecken
4 Rundecken



Kreisausschnitt



Rundbogen



Kreisausschnitt



Segmentbogen